



Theatr
Genedlaethol
Cymru




Theatr
Iolo

LLYGODEN YR EIRA



#LlygodenEira

 @TheatrGenCymru


 @theatriolo

theatr.cymru

theatriolo.com

Activity Pack

Colouring in Sheet



Make your own snowball pom-poms

YOU WILL NEED: White wool, small scissors and a pom-pom maker.

If you don't have a pom-pom maker you can make your own out of cardboard.

Step 1: Open up pom-pom maker

Step 2: Wrap wool around the one side of the pom-pom maker

Step 3: Wrap wool tightly around the other side of the pom-pom maker

Step 4: Close the pom-pom maker and cut the end off the wool

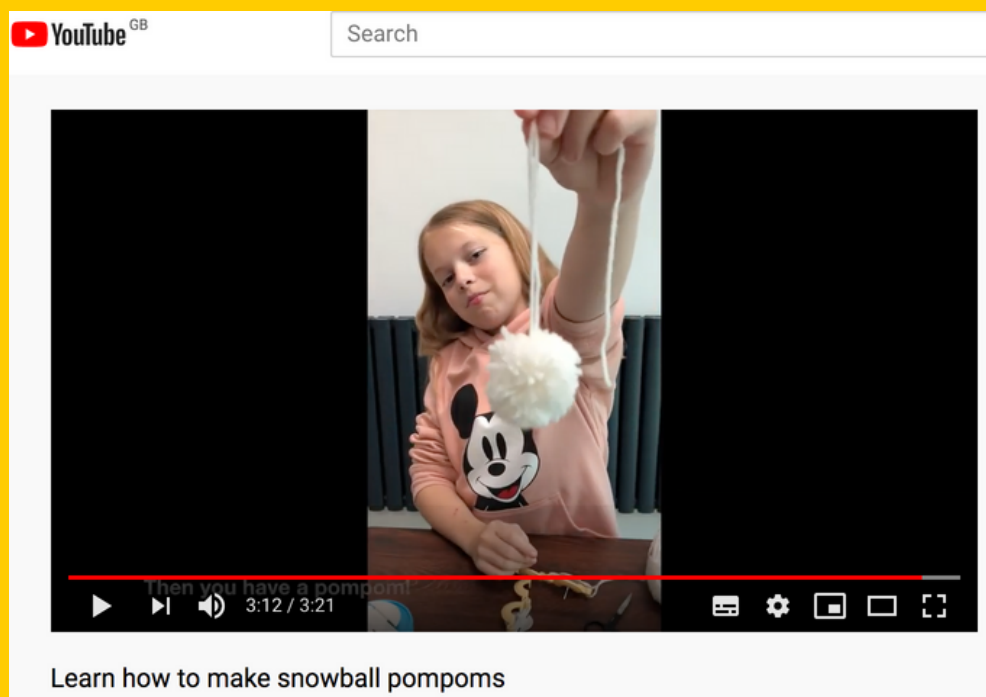
Step 5: Cut through the middle of the wool on the maker.

Step 6: Wrap a piece of wool around the middle and tie a tight knot.

Step 7: Take the pom-pom maker off

Step 8: Fluff up your finished pom-pom!

Watch the instructional video on Youtube on how to make snowball pom-poms; <https://youtu.be/SzZGwKVdzCY>



Make your own Mouse puppet



This activity
helps to....

Explore mathematical
shapes

Develop fine motor skills

Develop imagination and
language through play

YOU WILL NEED:

Paper

Scissors

Glue stick

Pens



3. Cut out the quarters - each one will make one mouse. Keep the off cuts of paper for mice details!

4. Add glue to one long edge of the quarter, roll up and secure. Your basic paper cone and paper mouse are finished.



7. Colour in the tear drop ears for the mouse, add glue to the bottom and glue half way along the cone. Colour in the eyes and the nose.

8. Cross the two short strips of paper, add glue and secure underneath the top of the cone.

STEP 01



1. Trace and cut a circle approximately 17cm in diameter. For smaller hands you may want to make these a bit smaller too.

STEP 02

2. Fold the circle in half and half again - so you have folded lines to mark out the quarters.

STEP 03



5. Now you can add the mouse features by cutting two tear drop shapes for ears, one long thin piece of paper for the tail (curl with scissors) and two shorter thin strips of paper for whiskers.

STEP 04

6. Glue the tail to the bottom inside of the cone.

STEP 05



Scavenger Hunt

Llygodyn yr Eira is about a little mouse going on a journey in the snow. You need to get ready for your journey in the cold, so you need to find the following items. Put a tick in the box once you have found them...



Socks



Shoes




Coat



Scarf



Hat



Bag

Tell us what type of journey you would like to go on?

Who would you like to meet?

This activity helps....

Language, literacy and communications skills

Reading skills

Walking through the weather



Get all children walking around a suitable space that is available to you.

You need to shout out a type of weather;

- Sunny
- Raining
- Windy
- Snowing



The children then need to respond to that type of weather, using their faces and bodies.

For example; if it was sunny they might walk happily through the space, but if it was raining they might run through the space, pretending to try and find shelter.





Imagination & Senses

Pretend to pack a suitcase as if you were going to go on a holiday where it is very cold and snowing

1 Open your suitcase and think about what to pack. One at a time, ask each child to name something to go in the suitcase.

2 Everyone should then pretend to put that item in their own suitcase. If there is an action, everyone should do the action together before putting it in the suitcase (e.g. folding a coat, wearing gloves, filling a water bottle).

3 Once the suitcase is packed, ask everyone to stand up, pick up their suitcase, and walk around the room trying to find a place to put it down.

4 Pretend that it's starting to snow and it is very cold. The children will then open their suitcase and start to unpack.

5 Ask each child to name an item that was packed. As they remember, everyone pretends to unpack and use it (i.e.. wearing a coat, wearing gloves etc). If they forget an item, give them clues until everything is unpacked.

6 Once everything is unpacked introduce them to the 5 senses;

- What can you see?
- What can you hear?
- What can you smell?
- What can you feel?
- What can you taste?

Ask the children to imagine that they are in the snow and that the snow is so deep that it is up to their knees. Ask them to all think of how they would use their 5 senses in this situation.

